

MEETING OWL 3

Meet the Meeting Owl® 3 device, our premium 360° camera, mic, and speaker that creates the most immersive meeting experience for hybrid teams.

KEY BENEFITS

- See and hear everything with 360° in-room video and audio and the upgraded Owl Intelligence System (OIS™) that uses computer vision to automatically focus on whoever is speaking
- Eliminates friction with a plug and play meeting setup and start to support most video conferencing platforms including, including Zoom, Microsoft Teams and Google Meet
- WiFi-enabled to get smarter over time through continuous software innovations and feature launches to the Owl Intelligence System
- Connect to a second Meeting Owl through Owl Connect or to an Expansion Mic to support meetings in larger spaces
- Pairs with our [collaborative room solutions](#): the [Whiteboard Owl](#), the [Meeting HQ](#).

DIFFERENTIATORS

- Meet faster: From unboxing to your first meeting in 6+ minutes
- Effortless updates: Gets smarter with OTA updates in 2 minutes flat
- Adaptable tech: Expands to spaces up to 28 ft with two Meeting Owls
- Better meetings: Quicker and smoother speaker transitions with speaker detection in 3 seconds or less

Learn More



LOVED BY

100K+ organizations globally

2K+ schools, universities, and educational institutions

84 out of 100 of the Fortune 100

HOOTS AND HOLLERS



reddot winner 2020

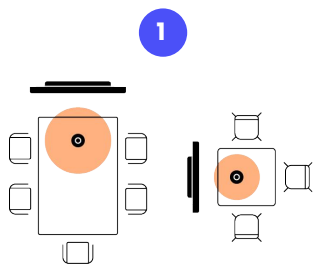


Meeting Owl experience

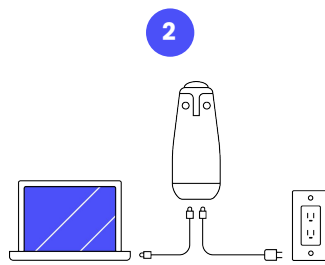


Typical front-of-room camera experience

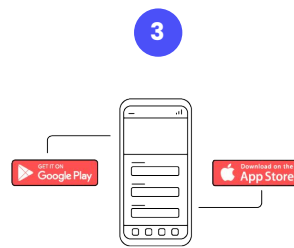
Meeting room setup made simple




1 Place your Owl on a table or desk.



2 Plug in power. Connect USB-C to an in-room computer or laptop.



3 Download the Meeting Owl App for desktop, mobile, or tablet and set up your Owl.



4 In your video conferencing platform, choose Meeting Owl for audio and video.

FEATURED IN

The New York Times

WIRED

FAST COMPANY

Forbes

INSIDER

WSJ

The Boston Globe

TC TechCrunch

USA TODAY

“

The Meeting Owl has completely transformed our ability to work well across our team and our organization.

— RORY SUTHERLAND,
VICE CHAIRMAN, OGILVY

[READ CASE STUDY](#)

Learn More

Meeting Owl[®] 3 Specifications

MEETING OWL 3

OWL LABS[®]

Camera	Microphone	Speaker	Connection
<p>Single custom-designed 360° panoramic fisheye camera to eliminate image distortion</p> <p>Camera view shows optional 360° panoramic view of the room and face-to-face view that auto-focuses on whoever is speaking</p> <p>Output Resolution: 1080p HD Video Pickup Radius: 10' (3m) Field of View: 360°</p>	<p>8 omni-directional beamforming Smart Mics</p> <p>Smart Mics equalize speaker volume to amplify quiet voices</p> <p>Audio Pickup Radius: 18' (5.5m)</p> <p>Ability to pair two Meeting Owls with Owl Connect to expand video and audio range by 8' (2.5m) in any direction</p>	<p>Three built-in speakers for 360° coverage and clear in-room sound</p> <p>Speaker Output Level: 80 db SPL</p>	<p>Plug and play connection to host computer via USB-C</p> <p>Option to connect to the Meeting HQ for one-touch meeting start (with adapter)</p> <p>Option to connect to the Whiteboard Owl via Bluetooth</p> <p>Option to connect to the Expansion Mic via micro-HDMI</p>
Processing Power	Dimensions	Power Supply	Warranty
<p>Qualcomm[®] Snapdragon[™] 605 processor</p>	<p>Dimensions: 4.4" W x 4.4" D x 10.72" H (111mm W x 111mm D x 272mm H)</p> <p>Weight: 2.61lb (1.2kg)</p>	<p>AC Input: 100-240V</p> <p>Line cord: Specific to region</p>	<p>2-year warranty (Option to extend warranty to 3 years with Owl Care)</p>

USAGE

Software	Compatibility	Management	Security
<p>AI-powered Owl Intelligence System[™] to intelligently focus on whoever is speaking</p> <p>Intelligently autofocuses on the active speaker using vision, voice, and motion</p> <p>Options for presenter enhancement, digital whiteboarding capabilities, and different camera controls to customize your meeting experience</p> <p>Ability to pair two Meeting Owl 3s or Pros using Owl Connect to expand video and audio coverage in larger rooms</p>	<p>Plug and play connection to host computer via USB-C</p> <p>Works with Zoom, Microsoft Teams, Skype for Business, Slack, Webex, and many more</p> <p>Compatible with virtually all web-based video conferencing platforms</p> <p>Extend range by pairing with another Meeting Owl (Pro or 3) or add on Expansion Mic</p> <p>Works with the Meeting HQ* and the Whiteboard Owl</p>	<p>Meeting Owl App:</p> <ul style="list-style-type: none"> • Mobile: iOS and Android • Tablet: iPad • Desktop: Mac and Windows <p>Required for first-time setup and adjusting settings during meetings</p> <p>The Nest: Manage your fleet of Owls through our web-based portal</p>	<p>Meeting Owl 3 does not record any video or audio content</p> <p>Video and audio are streamed to the host computer via USB-C connection</p> <p>Option to secure the Meeting Owl 3 with Lock Adapter</p> <p>Full security and privacy details</p>

SETUP

*Adapter required

What's Included	Setup
<p>Meeting Owl 3</p> <p>Power adapter and line cord</p> <p>USB-C to USB-C cable</p> <p>Setup Guide</p> <p>Table Card + Owl holder</p>	<p>Placement: 3' (1m) from the in-room TV or monitor and within 18' (5.5m) of in-room participants</p> <p>Setup Options: Center of the table, tripod-mounted, or ceiling-mounted</p>

